

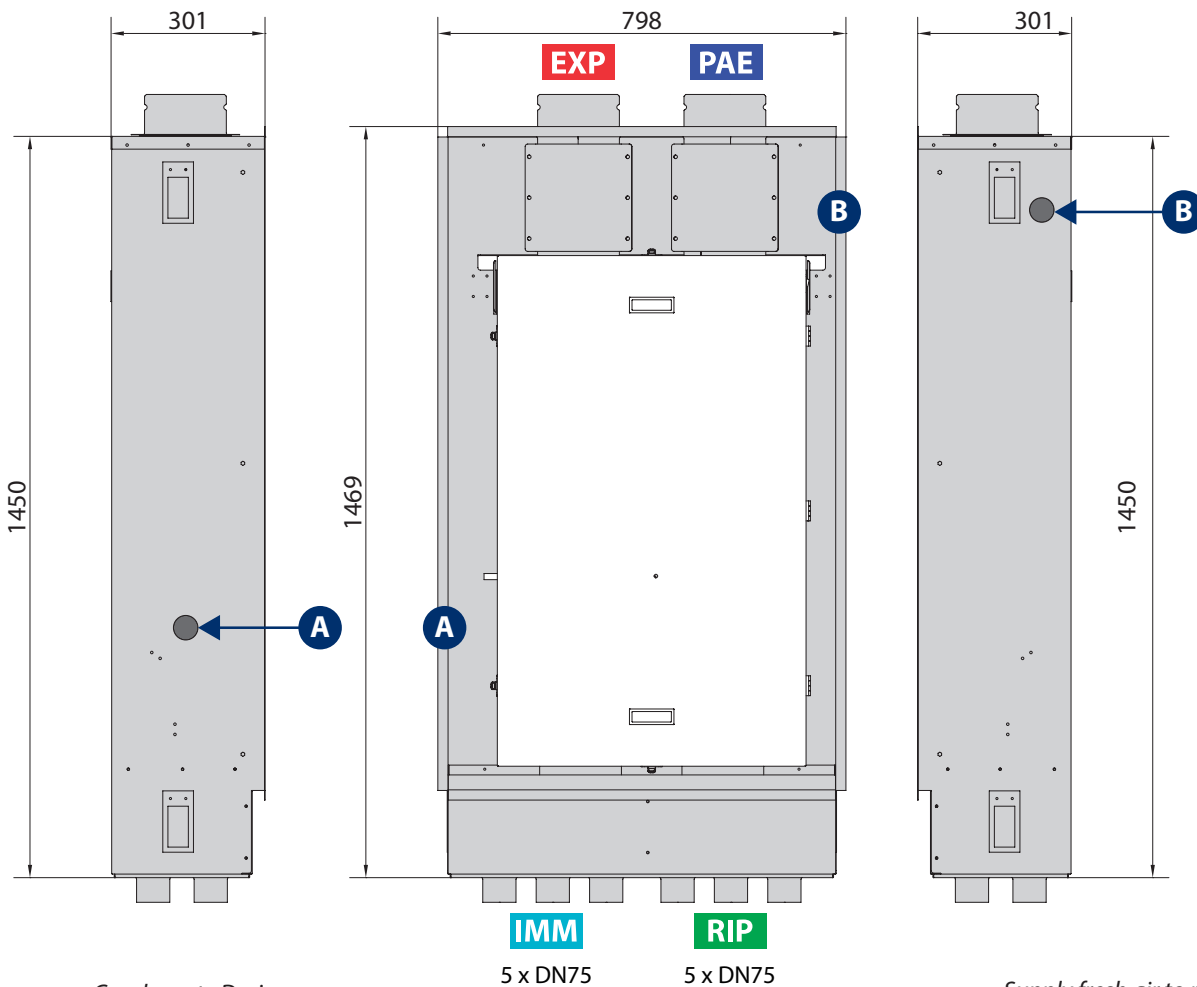
RECESSED BOX - CONTROCASSA



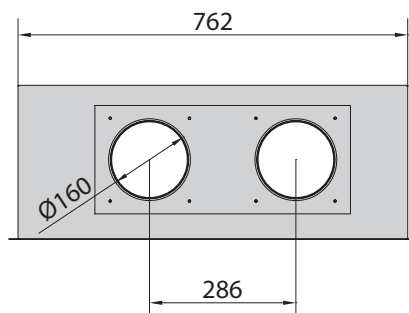
Description - Descrizione	Cod.
2 Upper Air Connections Ø 160 mm 10 Lower Air connections (5+5) for Duo White duct Ø 75 mm Dimensions (lxhxd): 798x1450x301 mm Weight: 36.0 Kg.	7045545
2 Attacchi Aria superiori Ø 160 mm 10 Attacchi Aria inferiori (5+5) per tubo Duo White Ø 75 mm Misure (lxhxp): 798x1450x301 mm Peso: 36.0 Kg	

DIMENSIONS

DIMENSIONI




- A** Condensate Drain
Scarico Condensa
- B** Power cables passage
Passaggio Cavi Alimentazione



- IMM** Supply fresh air to rooms
Immissione Aria in Ambiente
- EXP** Exhaust stale air to outside
Espulsione aria viziata verso l'esterno
- PAE** Inlet fresh air from outside
Aspirazione Aria Rinnovo dall'esterno
- RIP** Extract stale air from rooms
Ripresa aria viziata dalle stanze

[mm]

FRONT PANEL - PANNELLO FRONTALE



Description - Descrizione	Cod.
FRONT PANEL Dimensions (lxhxd): 830x1350x8 mm	7045536
PANNELLO FRONTALE Misure (lxhxp): 830x1350x8 mm	

DIMENSIONS

DIMENSIONI

